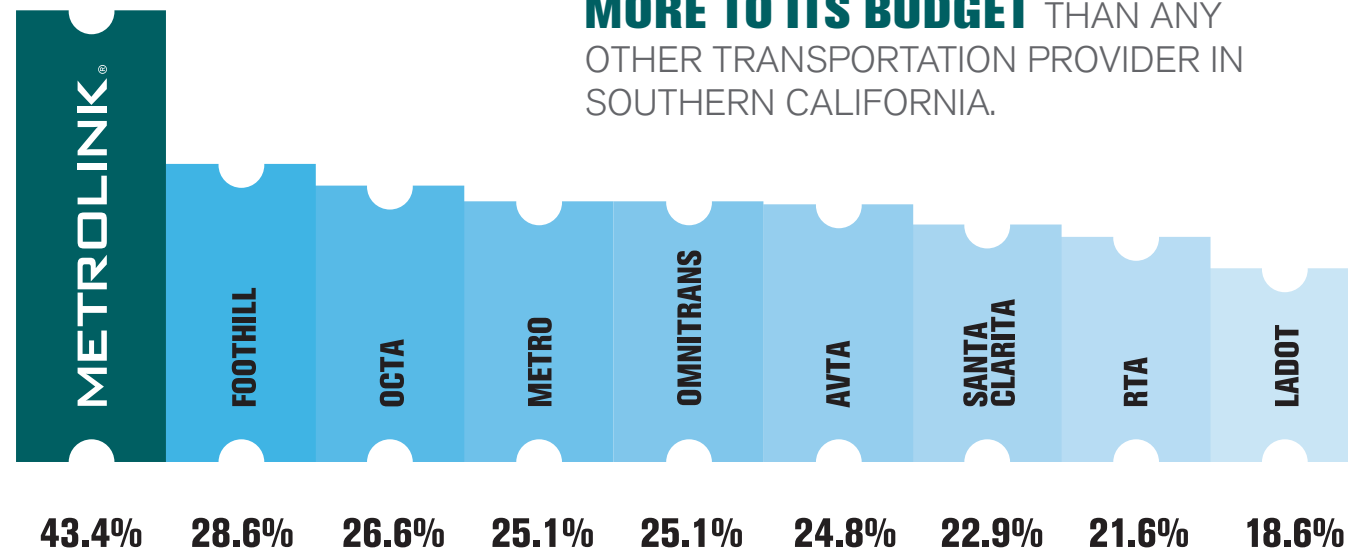


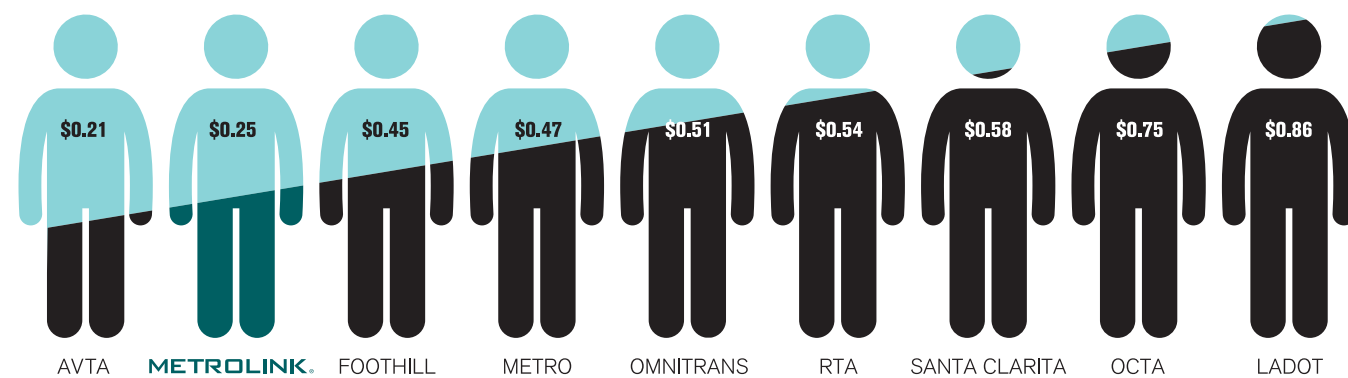
## METROLINK MAXIMIZES YOUR TAX DOLLARS

**METROLINK FARES CONTRIBUTE MORE TO ITS BUDGET** THAN ANY OTHER TRANSPORTATION PROVIDER IN SOUTHERN CALIFORNIA.



**METROLINK HAS THE HIGHEST FAREBOX RECOVERY** AMONG MAJOR PUBLIC TRANSIT OPERATORS IN SOUTHERN CALIFORNIA.

**METROLINK HAS A VERY LOW TAX SUBSIDY PER PASSENGER MILE** AMONG SOUTHERN CALIFORNIA PUBLIC TRANSIT AGENCIES.



Sources: 2014 National Transit Database, Metrolink on-board survey, Metrolink ticket sales data, Caltrans.

**METROLINK IS THE BEST INVESTMENT TO REDUCE FREEWAY TRAFFIC AND CLEAN THE AIR IN SOUTHERN CALIFORNIA.**

FUNDED BY



Metro



OCTA



RCTC  
Riverside County Transportation Commission

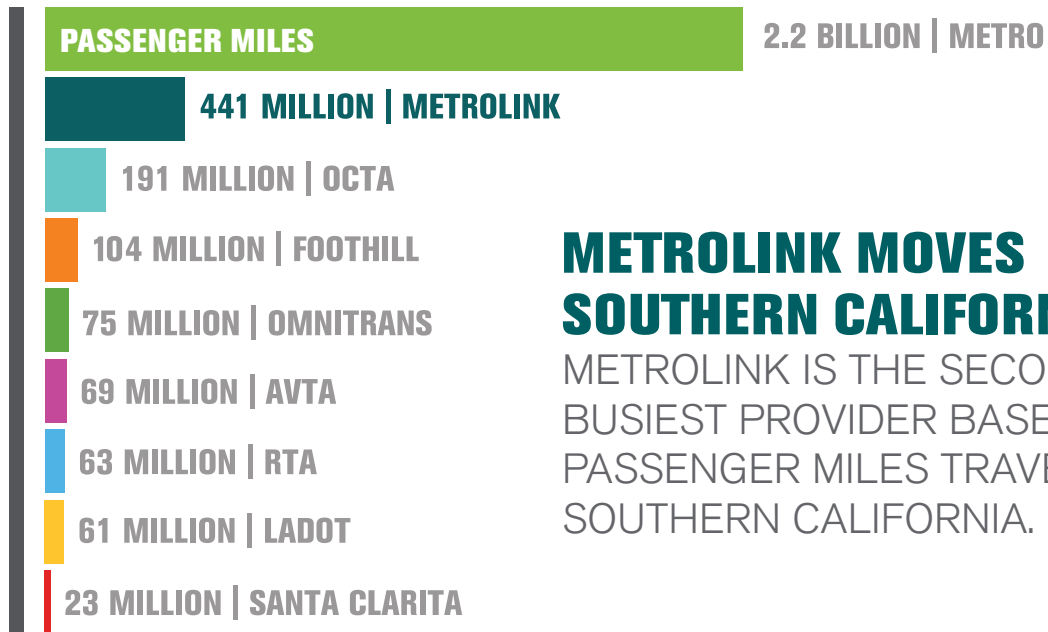


Working Together



VCTC  
Vallejo Contra Costa Transportation Commission

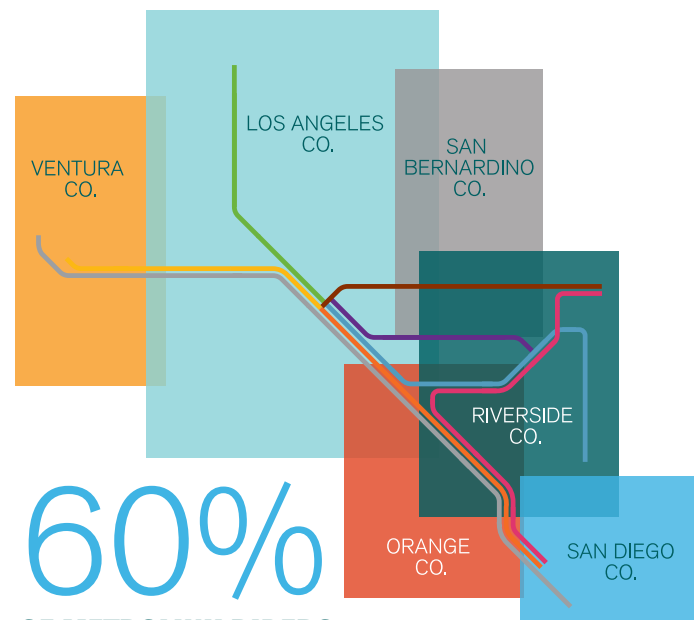
# METROLINK SERVES THE ENTIRE SOUTHERN CALIFORNIA REGION



## METROLINK MOVES SOUTHERN CALIFORNIA.

METROLINK IS THE SECOND BUSIEST PROVIDER BASED UPON PASSENGER MILES TRAVELED IN SOUTHERN CALIFORNIA.

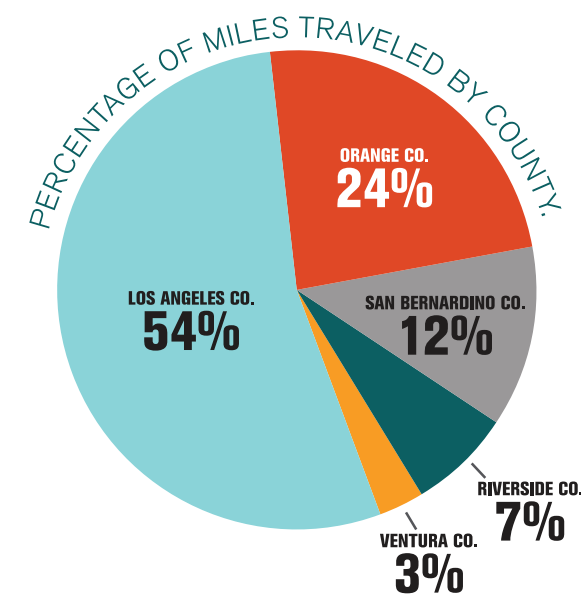
# METROLINK RIDERS TRAVEL GREAT DISTANCES



**60%**  
OF METROLINK RIDERS TRAVEL ACROSS COUNTY LINES

METROLINK CARRIES PASSENGERS ACROSS CITY AND COUNTY LINES TAKING RIDERS FROM CITY-TO-CITY, COUNTY-TO-COUNTY FOR A REGION-WIDE COMMUTE.

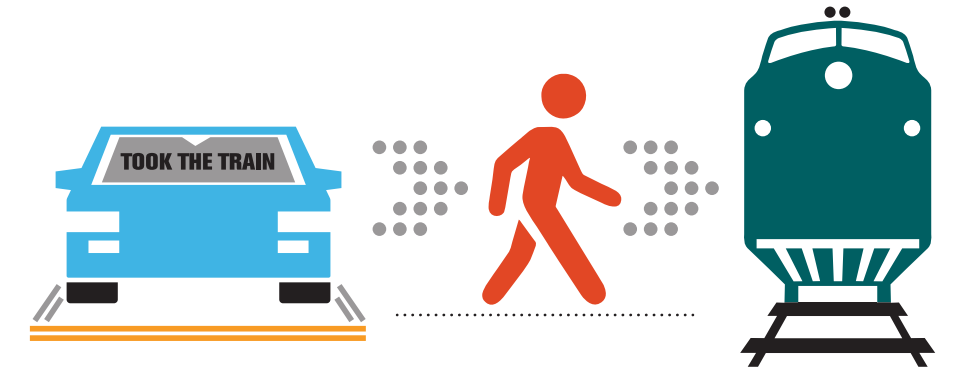
EACH YEAR METROLINK TRAINS TRAVEL **2.7 MILLION MILES**




# METROLINK TAKES CARS OFF THE FREEWAYS

**82%**

OF METROLINK RIDERS HAVE AN AUTOMOBILE BUT CHOOSE TO TAKE THE TRAIN, CREATING MORE ROOM ON THE REGION'S FREEWAYS.




WITHOUT METROLINK



METROLINK REMOVES THE EQUIVALENT OF 1-2 LANES OF PARALLEL FREEWAY TRAFFIC IN EACH DIRECTION DURING THE PEAK HOUR ON THE 5, 10, 60, 91, 101 AND 134 FREEWAYS.

WITH METROLINK



**METROLINK IS THE LEAST EXPENSIVE, MOST EFFECTIVE WAY TO CUT FREEWAY CONGESTION.**